

**9-1-1 EMERGENCY AMBULANCE
FISCAL YEAR 2017/2018 4th QUARTER ACTIVITY REPORT
APRIL - JUNE 2018
REGION B**

(Cypress, La Palma, Los Alamitos, Seal Beach, Stanton, Unincorporated Areas)
Care Ambulance Service, Inc.

Response Time Compliance

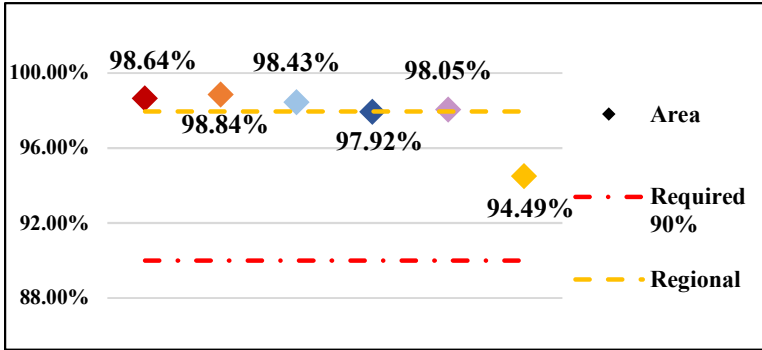


Fig. 1: Response Time Performance – combination of dispatch, system deployment & ambulance maintenance required to meet monthly compliance rate of 90% for an Exclusive Operating Area

REGION COMPLIANCE	97.95%
Cypress	98.64%
La Palma	98.84%
Los Alamitos	98.43%
Seal Beach	97.92%
Stanton	98.05%
Unincorporated	94.49%

Dispatches

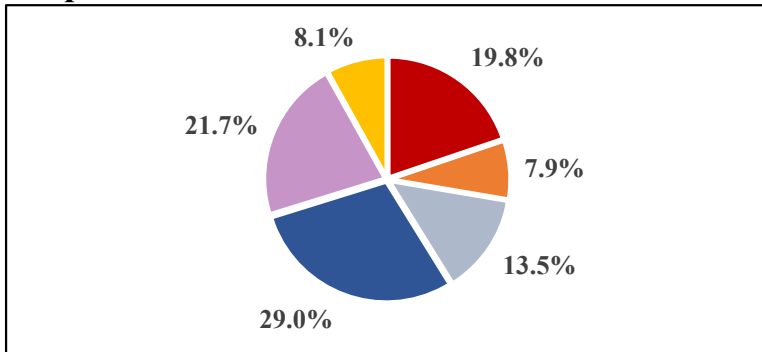


Fig. 2: Dispatch – a call for service requiring a 9-1-1 Emergency Ambulance response, regardless of the final outcome and does not account for calls outside the region border

REGION DISPATCHES	3519
Cypress	697
La Palma	277
Los Alamitos	475
Seal Beach	1022
Stanton	763
Unincorporated	285
Home Wellness	32

Home Wellness- a call for public assistance (lift assist, back to bed, etc.) received/dispatched through the 9-1-1 system; responded to by BLS Ambulance without ALS/OCFA; not included in total dispatches

Transports

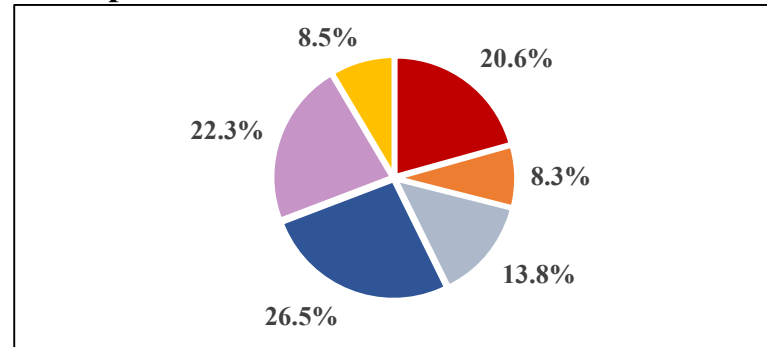


Fig. 3: Transport – the movement of a patient from the scene of a dispatch to a hospital by a 9-1-1 Emergency Ambulance, excluding calls outside the region border

REGION TRANSPORTS	2344
Cypress	484
La Palma	194
Los Alamitos	323
Seal Beach	621
Stanton	522
Unincorporated	200