

**9-1-1 EMERGENCY AMBULANCE
FISCAL YEAR 2018/2019 2nd QUARTER ACTIVITY REPORT
OCTOBER - DECEMBER 2018
REGION E**

(Lake Forest, Mission Viejo, Rancho Santa Margarita, San Juan Capistrano, Unincorporated Areas)
Care Ambulance Service, Inc.

Response Time Compliance

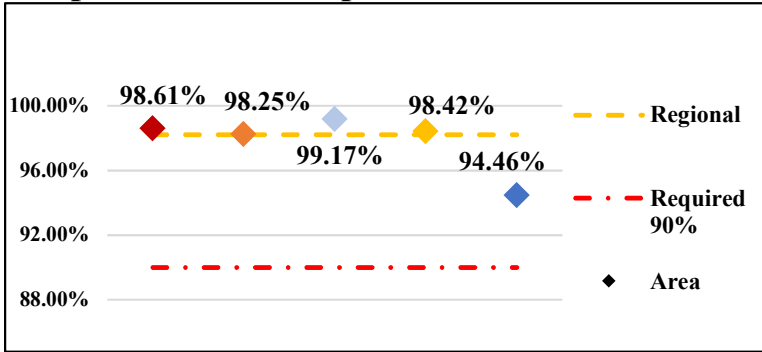


Fig. 1: Response Time Performance – combination of dispatch, system deployment & ambulance maintenance required to meet monthly compliance rate of 90% for an Exclusive Operating Area

REGION COMPLIANCE	98.22%
Lake Forest	98.61%
Mission Viejo	98.25%
Rancho Santa Margarita	99.17%
San Juan Capistrano	98.42%
Unincorporated	94.46%

Dispatches

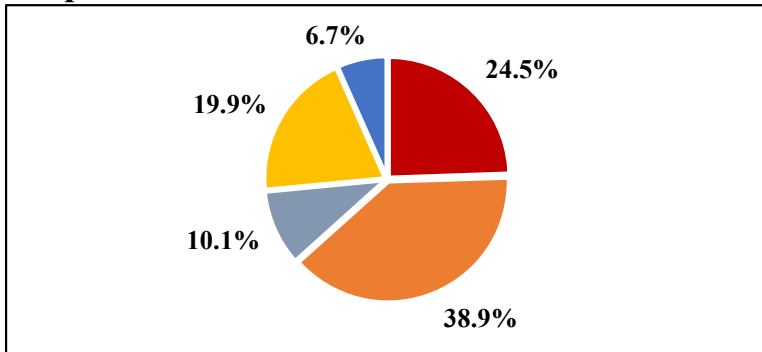


Fig. 2: Dispatch – a call for service requiring a 9-1-1 Emergency Ambulance response, regardless of the final outcome and does not account for calls outside the region border

REGION DISPATCHES	4974
Lake Forest	1217
Mission Viejo	1934
Rancho Santa Margarita	504
San Juan Capistrano	988
Unincorporated	331

Transports

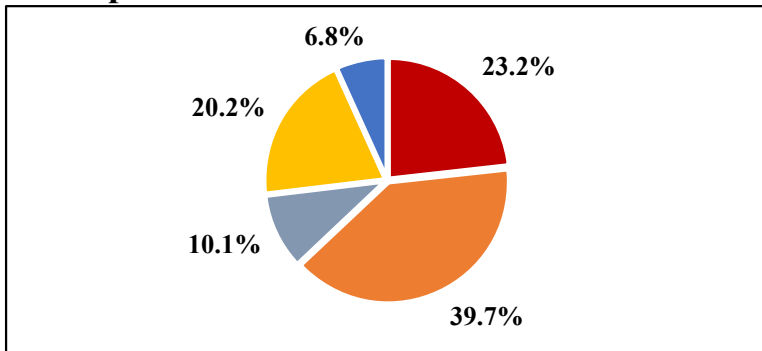


Fig. 3: Transport – the movement of a patient from the scene of a dispatch to a hospital by a 9-1-1 Emergency Ambulance, excluding calls outside the region border

REGION TRANSPORTS	3235
Lake Forest	752
Mission Viejo	1285
Rancho Santa Margarita	327
San Juan Capistrano	652
Unincorporated	219