

**9-1-1 EMERGENCY AMBULANCE
FISCAL YEAR 2018/2019 2nd QUARTER ACTIVITY REPORT
OCTOBER - DECEMBER 2018
REGION B**

(Cypress, La Palma, Los Alamitos, Seal Beach, Stanton, Unincorporated Areas)
Care Ambulance Service, Inc.

Response Time Compliance

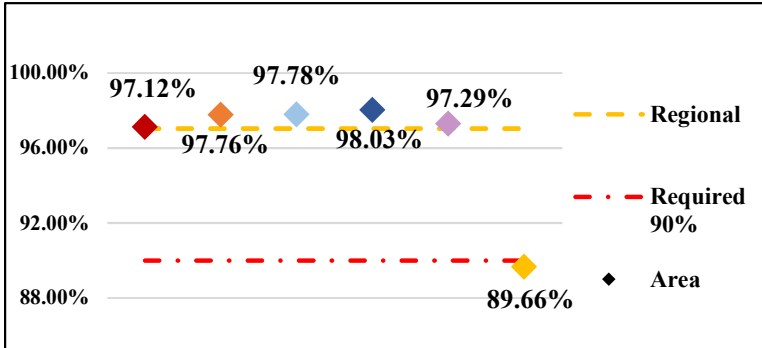


Fig. 1: Response Time Performance – combination of dispatch, system deployment & ambulance maintenance required to meet monthly compliance rate of 90% for an Exclusive Operating Area

REGION COMPLIANCE	97.04%
Cypress	97.12%
La Palma	97.76%
Los Alamitos	97.78%
Seal Beach	98.03%
Stanton	97.29%
Unincorporated	89.66%

Dispatches

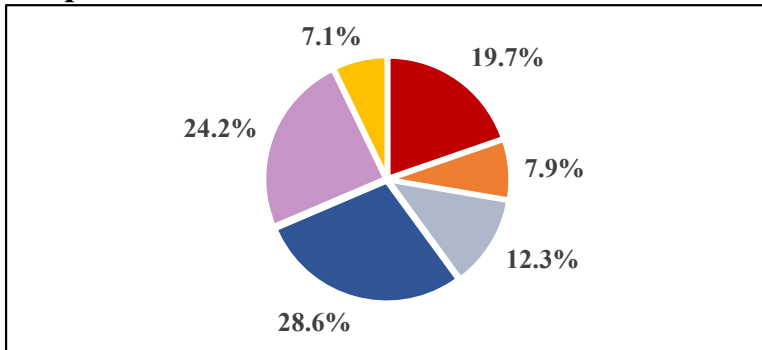


Fig. 2: Dispatch – a call for service requiring a 9-1-1 Emergency Ambulance response, regardless of the final outcome and does not account for calls outside the region border

REGION DISPATCHES	3540
Cypress	699
La Palma	281
Los Alamitos	435
Seal Beach	1014
Stanton	858
Unincorporated	253
Home Wellness	18

Home Wellness- a call for public assistance (lift assist, back to bed, etc.) received/dispatched through the 9-1-1 system; responded to by BLS Ambulance without ALS/OCFA; not included in total dispatches

Transports

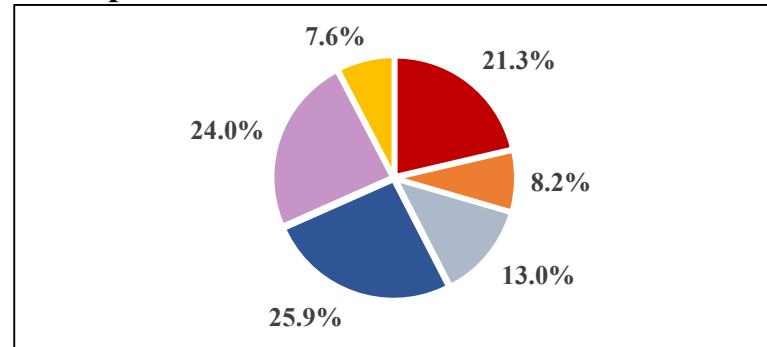


Fig. 3: Transport – the movement of a patient from the scene of a dispatch to a hospital by a 9-1-1 Emergency Ambulance, excluding calls outside the region border

REGION TRANSPORTS	2306
Cypress	492
La Palma	188
Los Alamitos	299
Seal Beach	597
Stanton	554
Unincorporated	176