

**9-1-1 EMERGENCY AMBULANCE  
FISCAL YEAR 2017/2018 4th QUARTER ACTIVITY REPORT  
APRIL - JUNE 2018  
REGION C**

(Tustin, Irvine, Villa Park, Unincorporated Areas)  
Care Ambulance Service, Inc.

**Response Time Compliance**

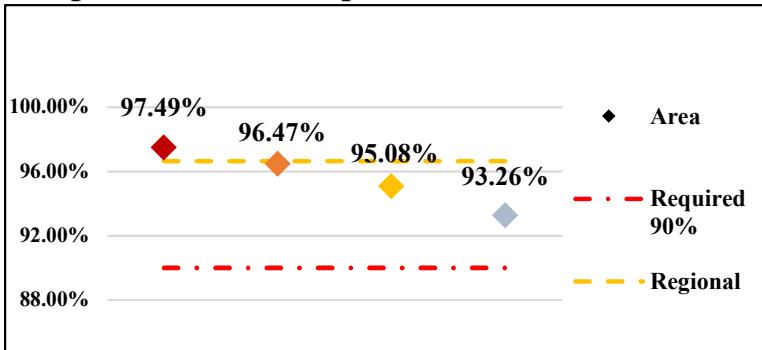


Fig. 1: Response Time Performance – combination of dispatch, system deployment & ambulance maintenance required to meet monthly compliance rate of 90% for an Exclusive Operating Area

REGION COMPLIANCE	96.65%
<b>Tustin</b>	97.49%
<b>Irvine</b>	96.47%
<b>Villa Park</b>	93.26%
<b>Unincorporated</b>	95.08%

**Dispatches**

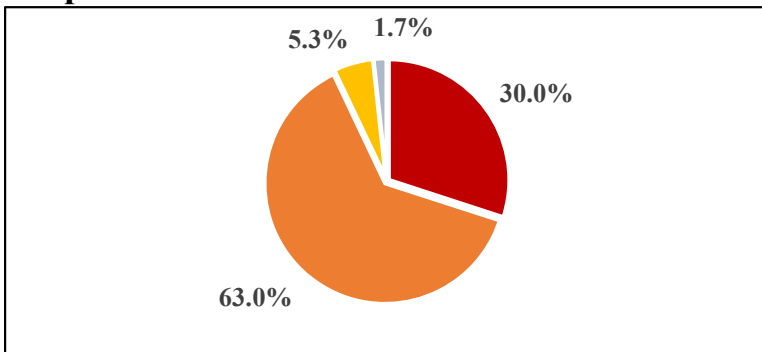


Fig. 2: Dispatch – a call for service requiring a 9-1-1 Emergency Ambulance response, regardless of the final outcome and does not account for calls outside the region border

REGION DISPATCHES	5185
<b>Tustin</b>	1555
<b>Irvine</b>	3265
<b>Villa Park</b>	90
<b>Unincorporated</b>	275

**Transports**

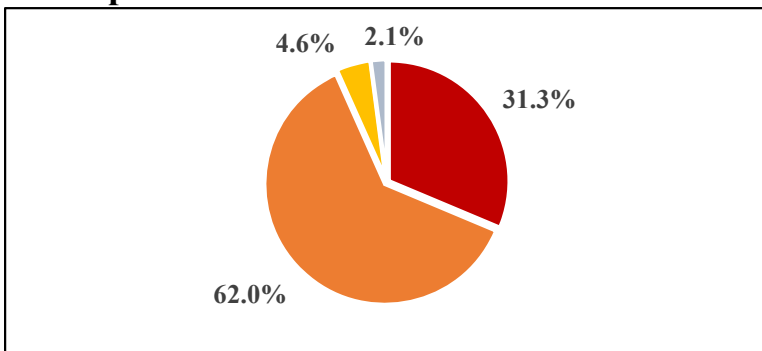


Fig. 3: Transport – the movement of a patient from the scene of a dispatch to a hospital by a 9-1-1 Emergency Ambulance, excluding calls outside the region border

REGION TRANSPORTS	3267
<b>Tustin</b>	1023
<b>Irvine</b>	2026
<b>Villa Park</b>	69
<b>Unincorporated</b>	149