



County of Orange Health Care Agency
 EMERGENCY MEDICAL SERVICES
 405 W. 5th Street, Suite 301-A
 Santa Ana, CA 92701



**9-1-1 EMERGENCY AMBULANCE
 FISCAL YEAR 2017/2018 3rd QUARTER ACTIVITY REPORT
 JANUARY - MARCH 2018
 REGION C**

(Tustin, Irvine, Villa Park, Unincorporated Areas)
 Care Ambulance Service, Inc.

Response Time Compliance

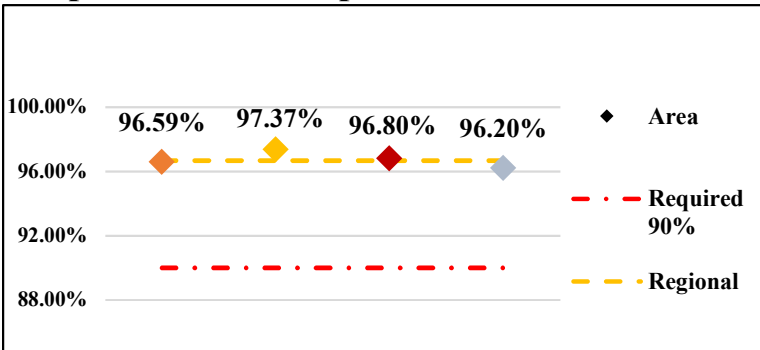


Fig. 1: Response Time Performance – combination of dispatch, system deployment & ambulance maintenance required to meet monthly compliance rate of 90% for an Exclusive Operating Area

| | |
|--------------------------|---------------|
| REGION COMPLIANCE | 96.68% |
| Tustin | 96.80% |
| Irvine | 96.59% |
| Villa Park | 96.20% |
| Unincorporated | 97.37% |

Dispatches

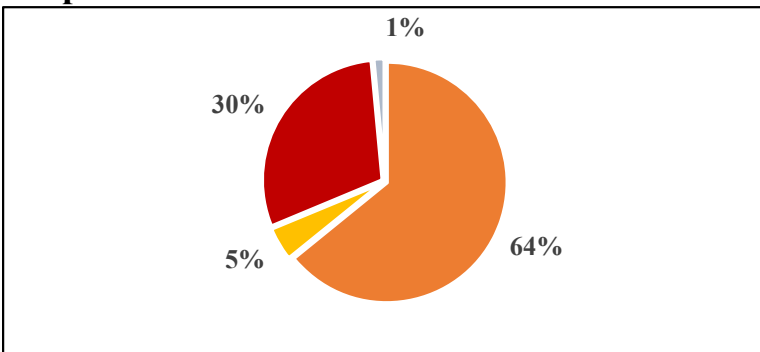


Fig. 2: Dispatch – a call for service requiring a 9-1-1 Emergency Ambulance response, regardless of the final outcome and does not account for calls outside the region border

| | |
|--------------------------|-------------|
| REGION DISPATCHES | 5457 |
| Tustin | 1626 |
| Irvine | 3501 |
| Villa Park | 80 |
| Unincorporated | 250 |

Transports

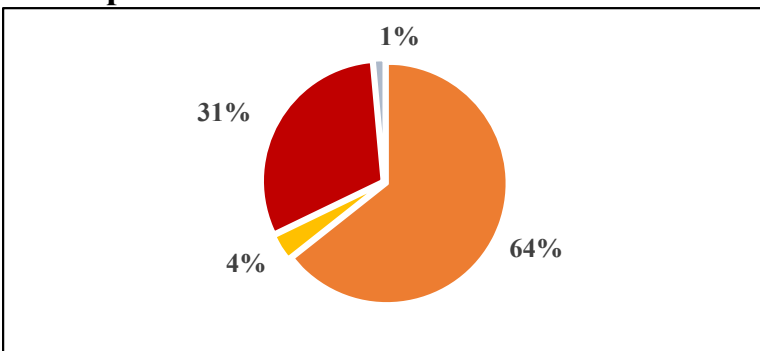


Fig. 3: Transport – the movement of a patient from the scene of a dispatch to a hospital by a 9-1-1 Emergency Ambulance, excluding calls outside the region border

| | |
|--------------------------|-------------|
| REGION TRANSPORTS | 3458 |
| Tustin | 1062 |
| Irvine | 2225 |
| Villa Park | 50 |
| Unincorporated | 121 |