



County of Orange Health Care Agency
 EMERGENCY MEDICAL SERVICES
 405 W. 5th Street, Suite 301-A
 Santa Ana, CA 92701



**9-1-1 EMERGENCY AMBULANCE
 FISCAL YEAR 2017/2018 2nd QUARTER ACTIVITY REPORT
 OCTOBER - DECEMBER 2017
 REGION A
 (Placentia, Yorba Linda, Unincorporated Brea)
 Emergency Ambulance Service, Inc.**

Response Time Compliance

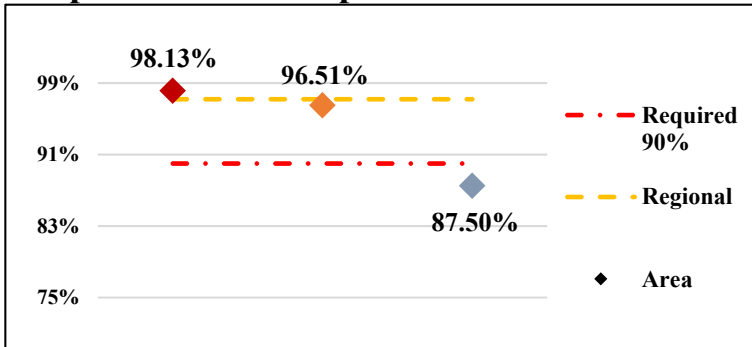


Fig. 1: Response Time Performance – combination of dispatch, system deployment & ambulance maintenance required to meet monthly compliance rate of 90% for an Exclusive Operating Area

REGION COMPLIANCE	97.20%
Placentia	98.13%
Yorba Linda	96.51%
Unincorporated Brea	87.50%

Dispatches

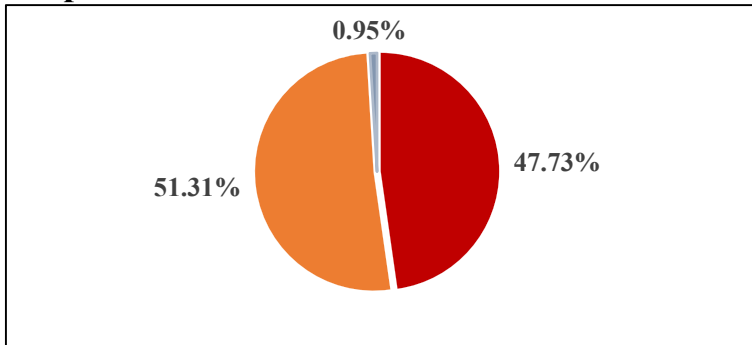


Fig. 2: Dispatch – a call for service requiring a 9-1-1 Emergency Ambulance response, regardless of the final outcome and does not account for calls outside the region border

REGION DISPATCHES	1676
Placentia	800
Yorba Linda	860
Unincorporated Brea	16

Transports

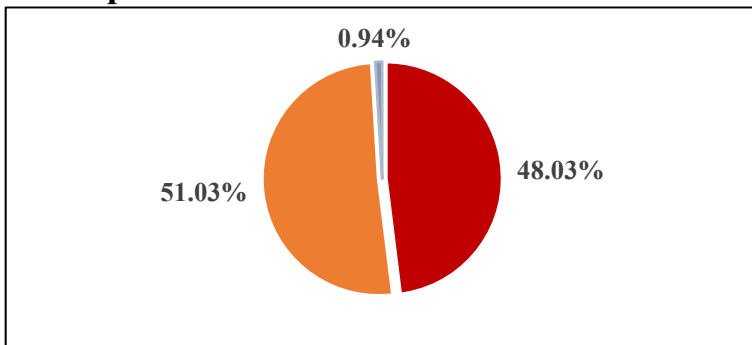


Fig. 3: Transport – the movement of a patient from the scene of a dispatch to a hospital by a 9-1-1 Emergency Ambulance, excluding calls outside the region border

REGION TRANSPORTS	1168
Placentia	561
Yorba Linda	596
Unincorporated Brea	11