

**9-1-1 EMERGENCY AMBULANCE  
FISCAL YEAR 2016/2017 3rd QUARTER ACTIVITY REPORT  
JANUARY - MARCH 2017  
ALL REGIONS**

**Response Time Compliance**

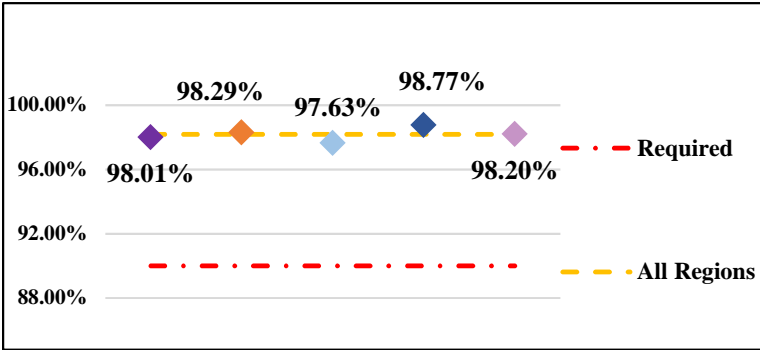


Fig. 1: Response Time Performance – combination of dispatch, system deployment & ambulance maintenance required to meet monthly compliance rate of 90% for an Exclusive Operating Area

<b>ALL REGIONS COMPLIANCE</b>	<b>98.18%</b>
Region A	98.01%
Region B	98.29%
Region C	97.63%
Region D	98.77%
Region E	98.20%

**Dispatches**

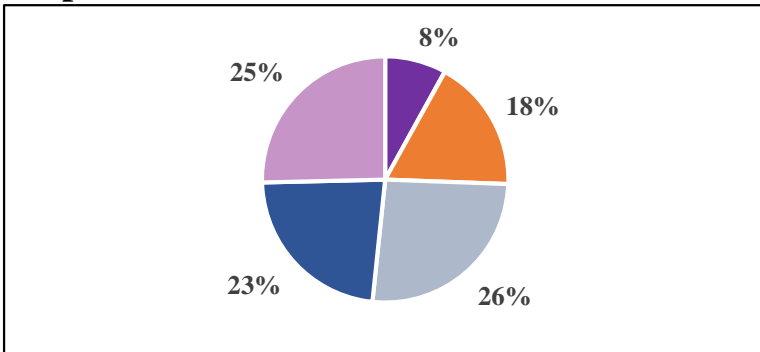


Fig. 2: Dispatch – a call for service requiring a 9-1-1 Emergency Ambulance response, regardless of the final outcome and does not account for calls outside the region border

<b>ALL REGIONS DISPATCHES</b>	<b>19326</b>
Region A	1555
Region B	3396
Region C	5034
Region D	4431
Region E	4910
Home Wellness	130

Home Wellness- a call for public assistance (lift assist, back to bed, etc.) received/dispatched through the 9-1-1 system; responded to by BLS Ambulance without ALS/OCFA; not included in total dispatches

**Transports**

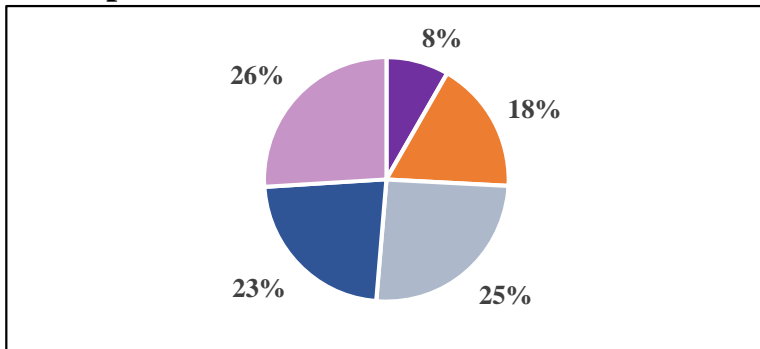


Fig. 3: Transport – the movement of a patient from the scene of a dispatch to a hospital by a 9-1-1 Emergency Ambulance, excluding calls outside the region border

<b>ALL REGIONS TRANSPORTS</b>	<b>12708</b>
Region A	1054
Region B	2234
Region C	3233
Region D	2886
Region E	3301