



County of Orange Health Care Agency  
 EMERGENCY MEDICAL SERVICES  
 405 W. 5th Street, Suite 301-A  
 Santa Ana, CA 92701



**9-1-1 EMERGENCY AMBULANCE  
 FISCAL YEAR 2016/2017 2nd QUARTER ACTIVITY REPORT  
 OCTOBER - DECEMBER 2016  
 REGION B**

(Cypress, La Palma, Los Alamitos, Midway City, Seal Beach, Stanton, Unincorporated Areas)  
 Care Ambulance Service, Inc.

**Response Time Compliance**

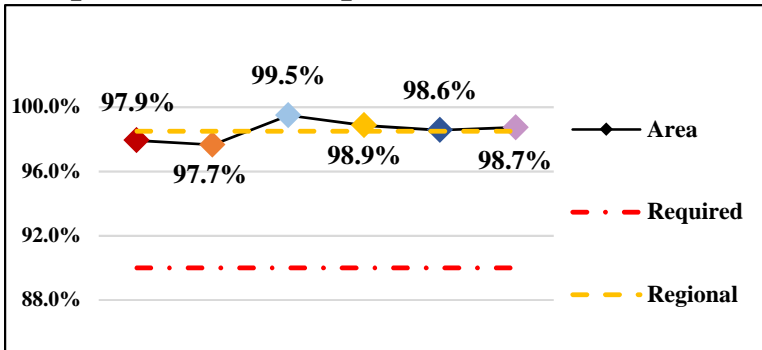


Fig. 1: Response Time Performance – combination of dispatch, system deployment & ambulance maintenance required to meet monthly compliance rate of 90% for an Exclusive Operating Area

REGION COMPLIANCE	98.51%
Cypress	97.94%
La Palma	97.67%
Los Alamitos	99.49%
Seal Beach	98.57%
Stanton	98.74%
Unincorporated	98.87%

**Dispatches**

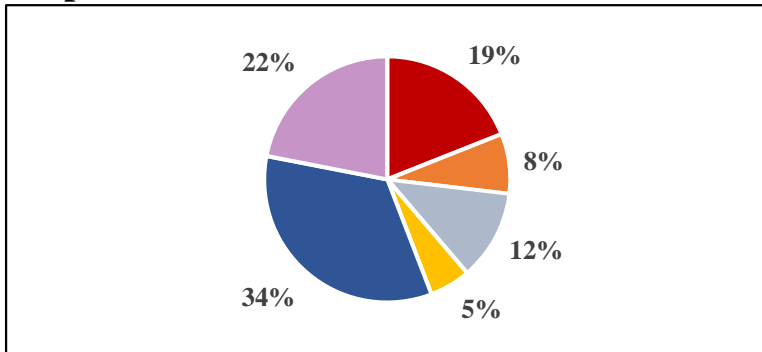


Fig. 2: Dispatch – a call for service requiring a 9-1-1 Emergency Ambulance response, regardless of the final outcome and does not account for calls outside the region border

REGION DISPATCHES	3458
Cypress	656
La Palma	273
Los Alamitos	411
Seal Beach	1172
Home Wellness	15
Stanton	759
Unincorporated	187

Home Wellness- a call for public assistance (lift assist, back to bed, etc.) received/dispatched through the 9-1-1 system; responded to by BLS Ambulance without ALS/OCFA; not included in total dispatches

**Transports**

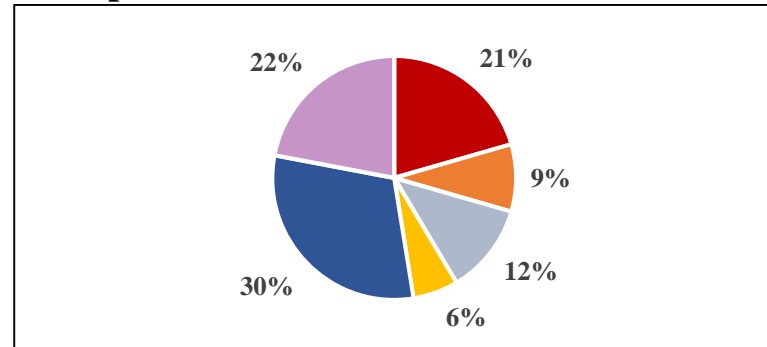


Fig. 3: Transport – the movement of a patient from the scene of a dispatch to a hospital by a 9-1-1 Emergency Ambulance, excluding calls outside the region border

REGION TRANSPORTS	2343
Cypress	481
La Palma	209
Los Alamitos	281
Seal Beach	715
Stanton	516
Unincorporated	141