

**9-1-1 EMERGENCY AMBULANCE  
FISCAL YEAR 2015/2016 4th QUARTER ACTIVITY REPORT  
APRIL - JUNE 2016  
REGION B**

(Cypress, La Palma, Los Alamitos, Midway City, Seal Beach, Stanton, Unincorporated Areas)  
Care Ambulance Service, Inc.

### Response Time Compliance

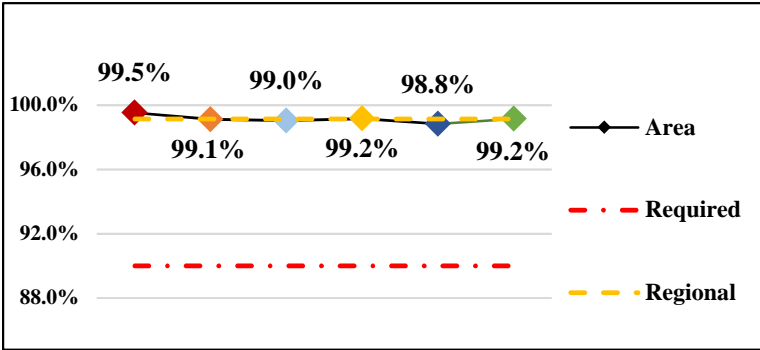


Fig. 1: Response Time Performance – combination of dispatch, system deployment & ambulance maintenance required to meet monthly compliance rate of 90% for an Exclusive Operating Area

REGION COMPLIANCE	Percentage
<b>Region B</b>	<b>99.1%</b>
Cypress	99.5%
La Palma	99.1%
Los Alamitos	99.0%
Seal Beach	98.8%
Stanton	99.2%
Unincorporated	99.2%

### Dispatches

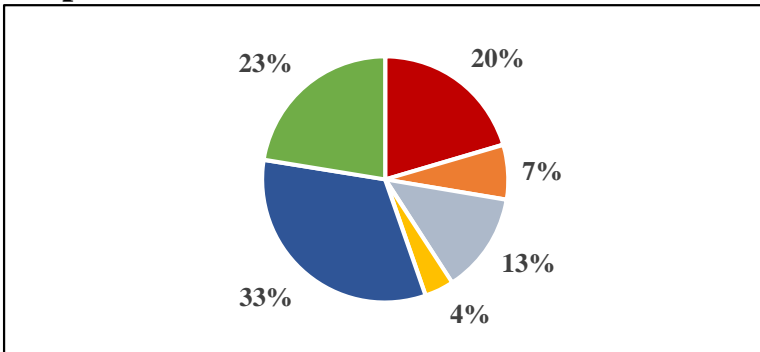


Fig. 2: Dispatch – a call for service requiring a 9-1-1 Emergency Ambulance response, regardless of the final outcome and does not account for duplicate calls or calls outside the region border

REGION DISPATCHES	Count
<b>Region B</b>	<b>3149</b>
Cypress	644
La Palma	226
Los Alamitos	416
Seal Beach	1035
Home Wellness	23
Stanton	707
Unincorporated	121

Home Wellness- a call for public assistance (lift assist, back to bed, etc.) received/dispatched through the 9-1-1 system; responded to by BLS Ambulance without ALS/OCFA; not included in total dispatches

### Transports

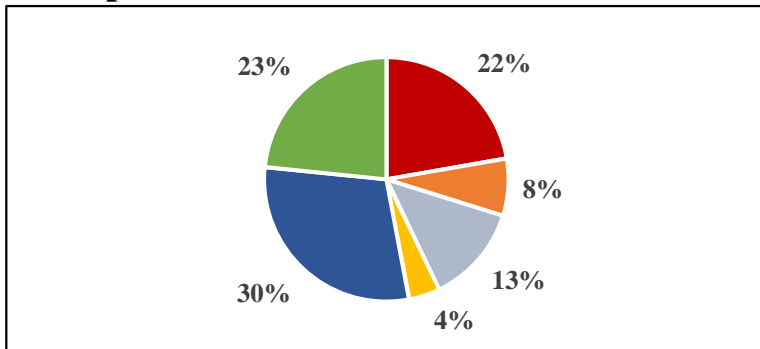


Fig. 3: Transport – the movement of a patient from the scene of a dispatch to a hospital by a 9-1-1 Emergency Ambulance, excluding calls on the region border

REGION TRANSPORTS	Count
<b>Region B</b>	<b>2099</b>
Cypress	467
La Palma	159
Los Alamitos	274
Seal Beach	621
Stanton	491
Unincorporated	87