

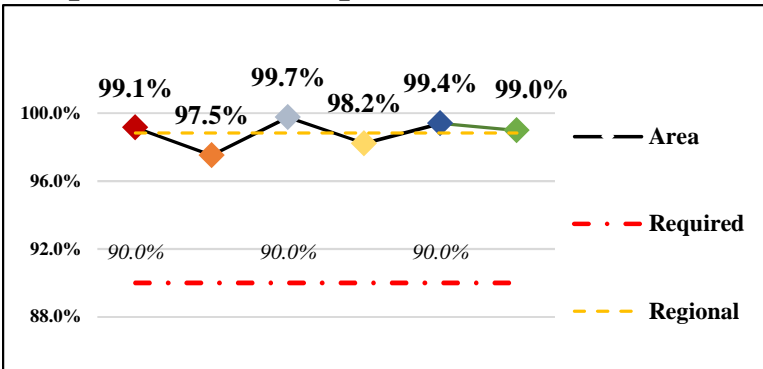


County of Orange Health Care Agency
 EMERGENCY MEDICAL SERVICES
 405 W. 5th Street, Suite 301-A
 Santa Ana, CA 92701



**9-1-1 EMERGENCY AMBULANCE
 FISCAL YEAR 2015/2016 2nd QUARTER ACTIVITY REPORT
 OCTOBER - DECEMBER 2015
 REGION B
 (Cypress, La Palma, Los Alamitos, Midway City, Seal Beach, Stanton, Unincorporated Areas)
 Care Ambulance Service, Inc.**

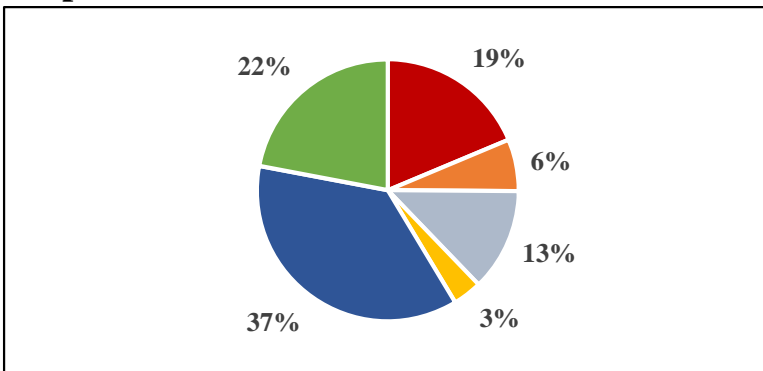
Response Time Compliance



REGION COMPLIANCE	98.83%
Cypress	99%
La Palma	98%
Los Alamitos	100%
Seal Beach	99%
Stanton	99%
Unincorporated	98%

Fig. 1: Response Time Performance – combination of dispatch, system deployment & ambulance maintenance required to meet monthly compliance rate of 90% for an Exclusive Operating Area

Dispatches

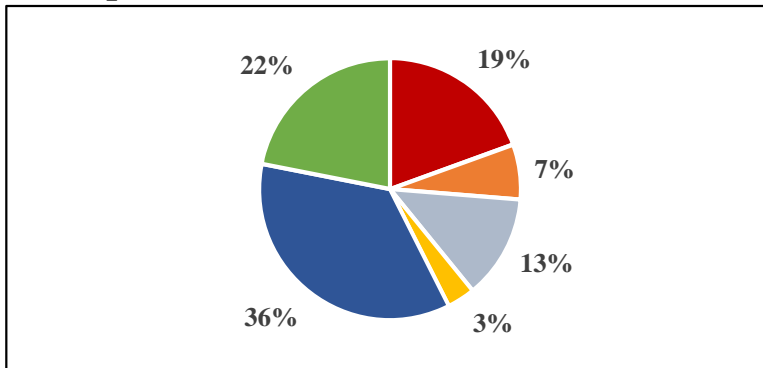


REGION DISPATCHES	3127
Cypress	584
La Palma	201
Los Alamitos	397
Seal Beach	1145
Home Wellness	33
Stanton	688
Unincorporated	112

Home Wellness- a call for public assistance (lift assist, back to bed, etc.) received/dispatched through the 9-1-1 system; responded to by BLS Ambulance without ALS/OCFA; not included in total dispatches

Fig. 2: Dispatch – a call for service requiring a 9-1-1 Emergency Ambulance response, regardless of the final outcome and does not account for duplicate calls

Transports



REGION TRANSPORTS	2055
Cypress	400
La Palma	140
Los Alamitos	264
Seal Beach	730
Stanton	450
Unincorporated	71

Fig. 3: Transport – the movement of a patient from the scene of a dispatch to a hospital by a 9-1-1 Emergency Ambulance