



9-1-1 EMERGENCY AMBULANCE ACTIVITY REPORT JUNE 2015 REGION B

(Cypress, La Palma, Los Alamitos, Seal Beach, Stanton, Unincorporated Areas)
 Care Ambulance Service, Inc.

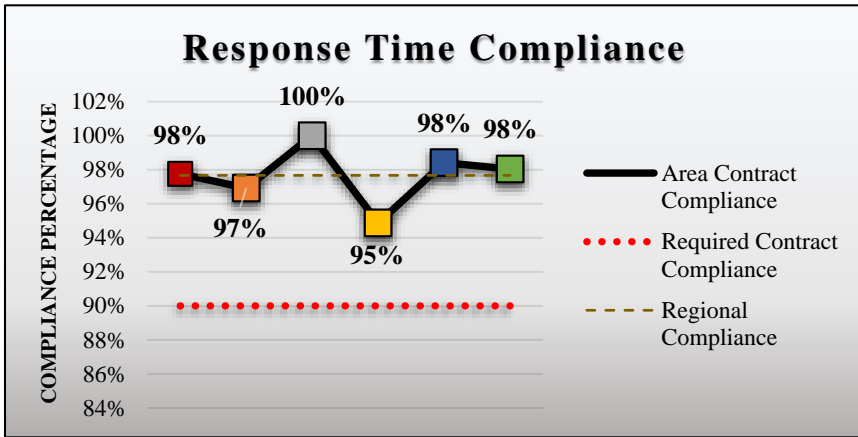


Fig. 1: Response Time Performance – Combination of dispatch times, system deployment, and field operations that are required to meet a monthly contract compliance rate of 90% within a region.

REGION	COMPLIANCE
Cypress	98%
La Palma	97%
Los Alamitos	100%
Seal Beach	98%
Stanton	98%
Unincorporated	95%

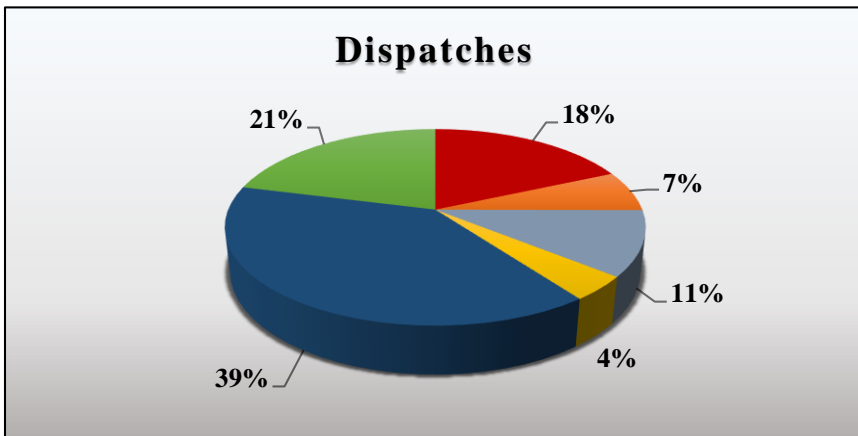


Fig. 2: Dispatches – The number of calls for service requiring a 9-1-1 Emergency Ambulance response.

REGION	DISPATCHES
Cypress	178
La Palma	65
Los Alamitos	104
Seal Beach	379
Home Wellness	17
Stanton	204
Unincorporated	39

Home Wellness - a call for public assistance (lift assist, back to bed, etc.) received/dispatched through the 9-1-1 system; responded to by BLS Ambulance without ALS/OCFA; not included in total dispatches

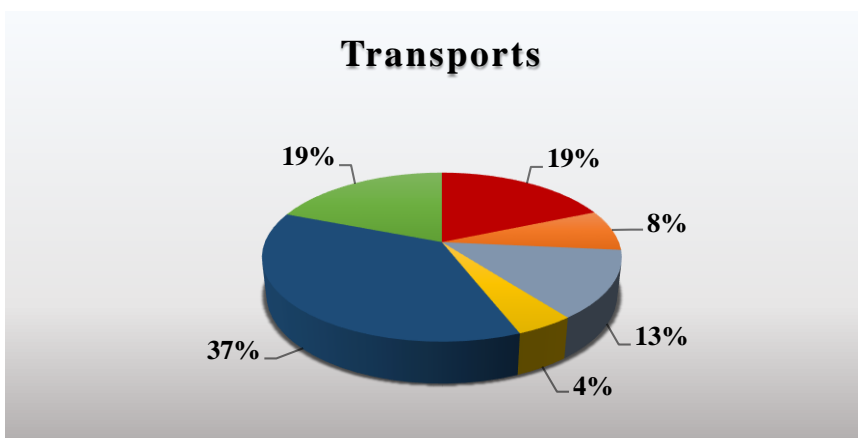


Fig. 3: Transport – The number of calls that resulted in the movement of a patient from the scene of an incident to a hospital by a 9-1-1 emergency ambulance.

REGION	TRANSPORTS
Cypress	117
La Palma	49
Los Alamitos	82
Seal Beach	231
Stanton	120
Unincorporated	28